



MUNICIPALITY OF NORTH PERTH

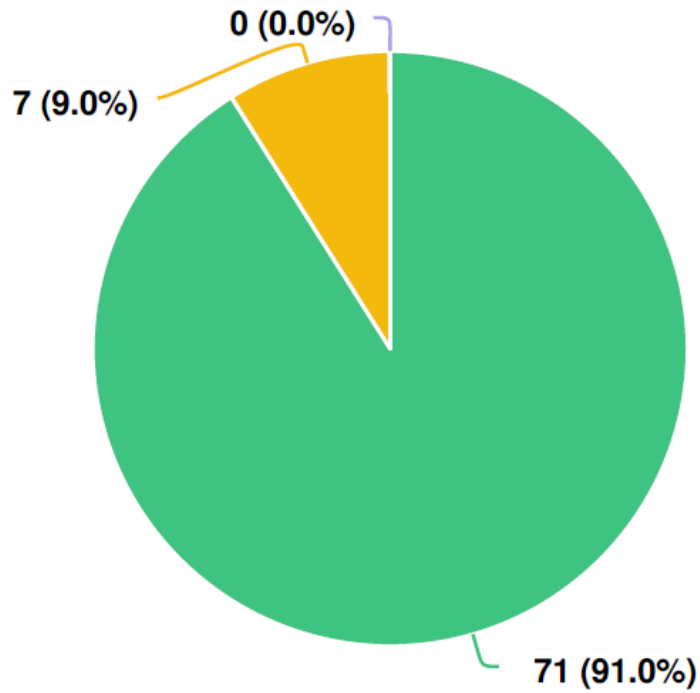
2021 Budget Survey Results



Highlights

- Online survey through Your Say North Perth, paper copies available at Municipal Office reception
- 78 surveys completed (compared to 93 surveys completed for 2020 Budget; 43 surveys completed for 2019 Budget)

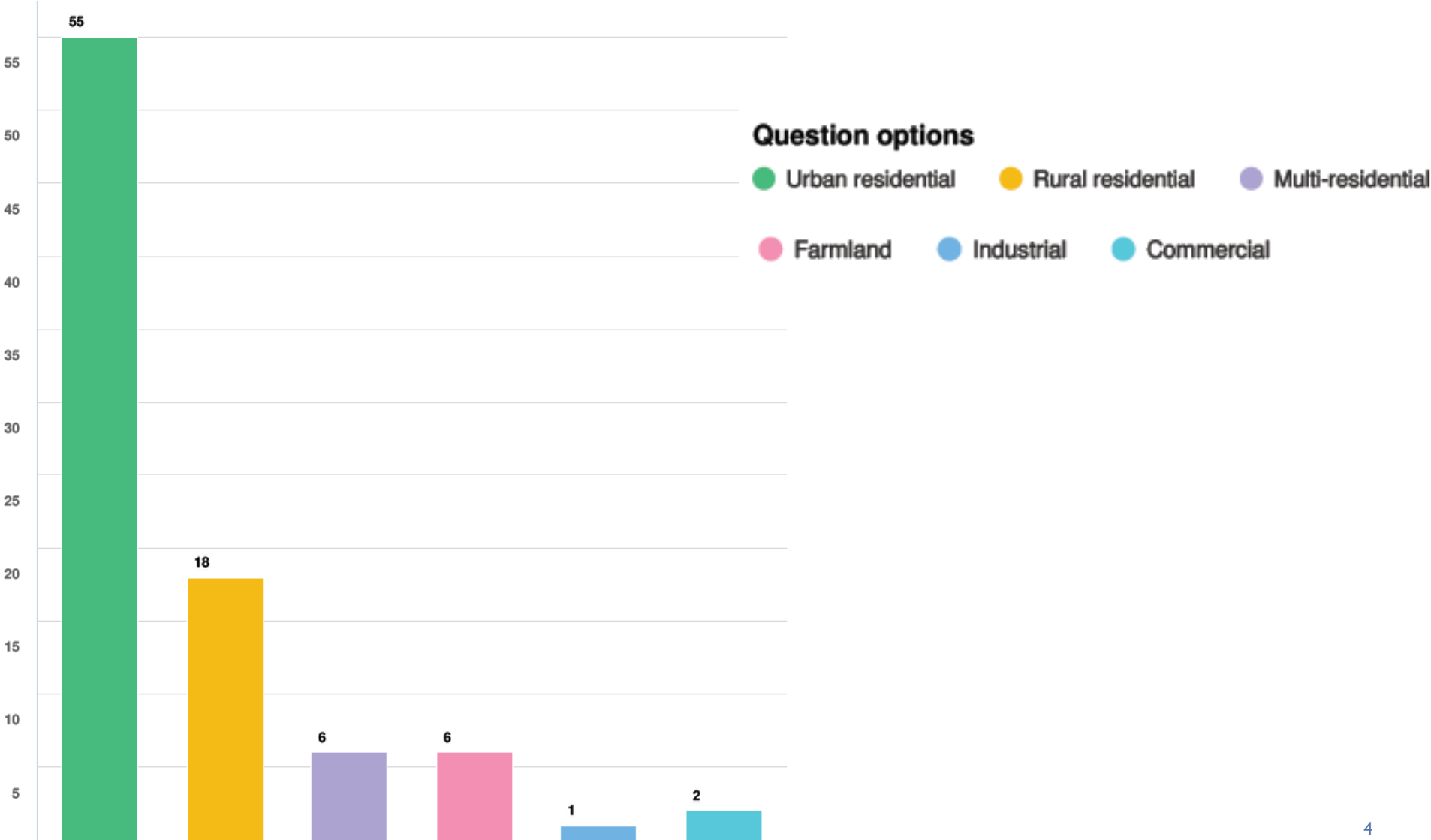
Property Ownership



Question options

- Yes
- I rent property in North Perth
- No

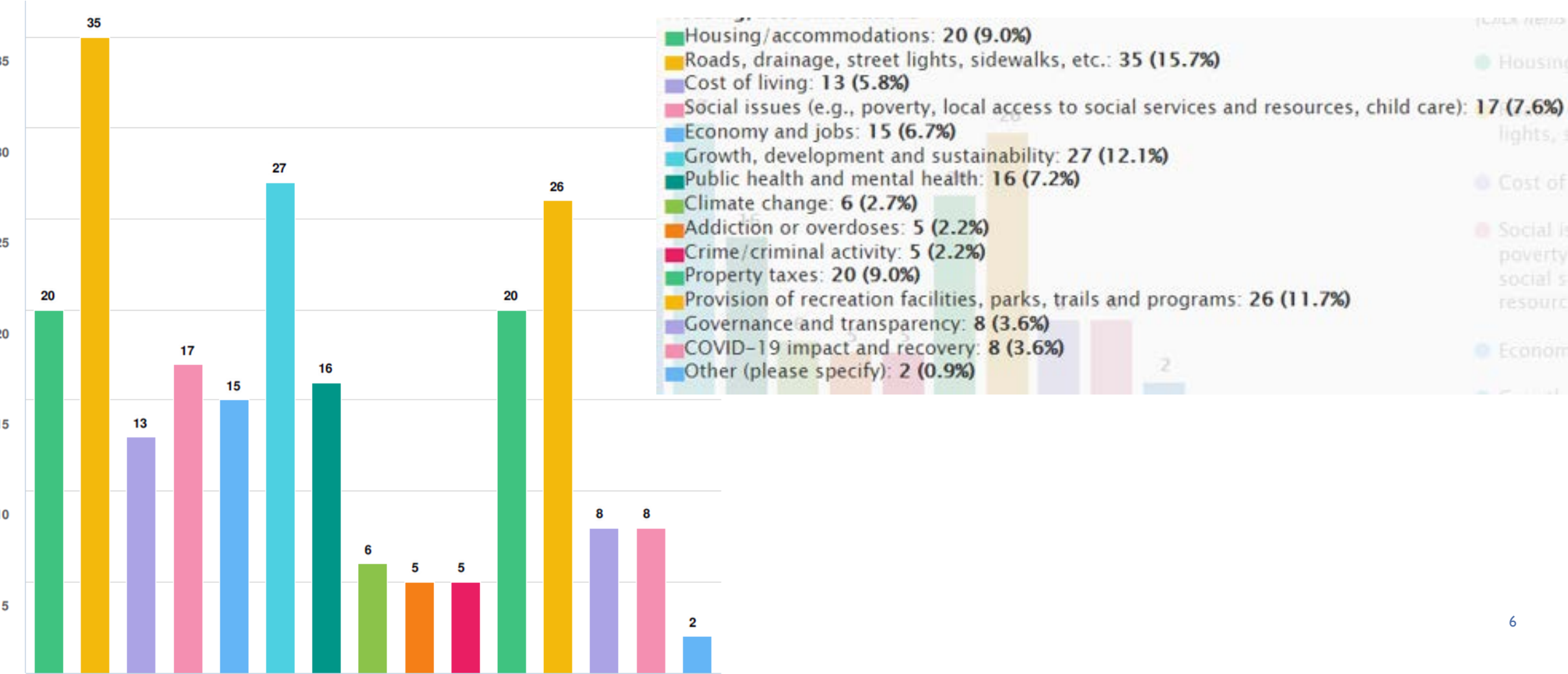
Type of Property Owned



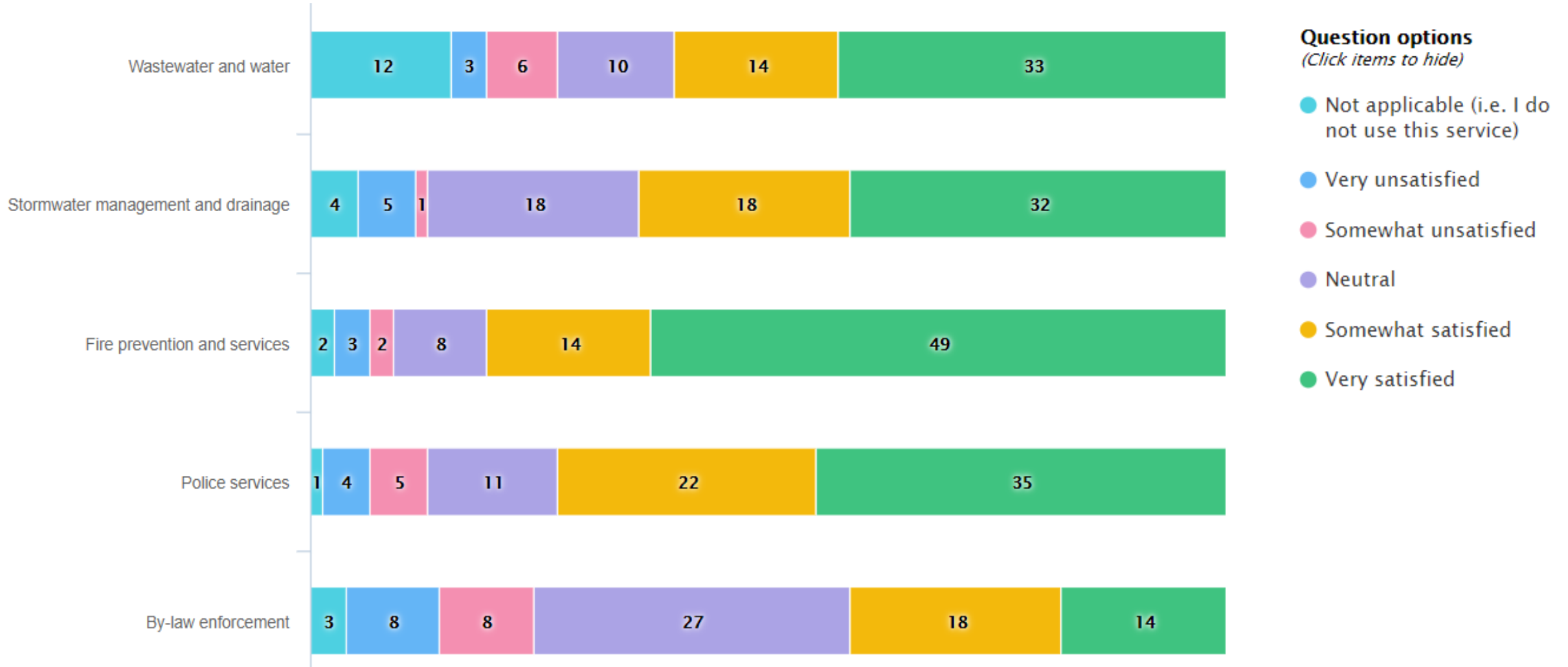
What information can the Municipality provide about the budget that would help your understanding?

- Breakdown of spending/where property taxes are allocated
- Information on budget process
- Property taxes by Ward
- Reasoning why projects are included/not included
- Communication in plain language
- Forecast of long-term needs
- How Municipality has grown financially
- Updates on projects (construction)
- How survey information is reflected in the budget
- Sources of income
- Comparisons to other municipalities
- Priorities for spending

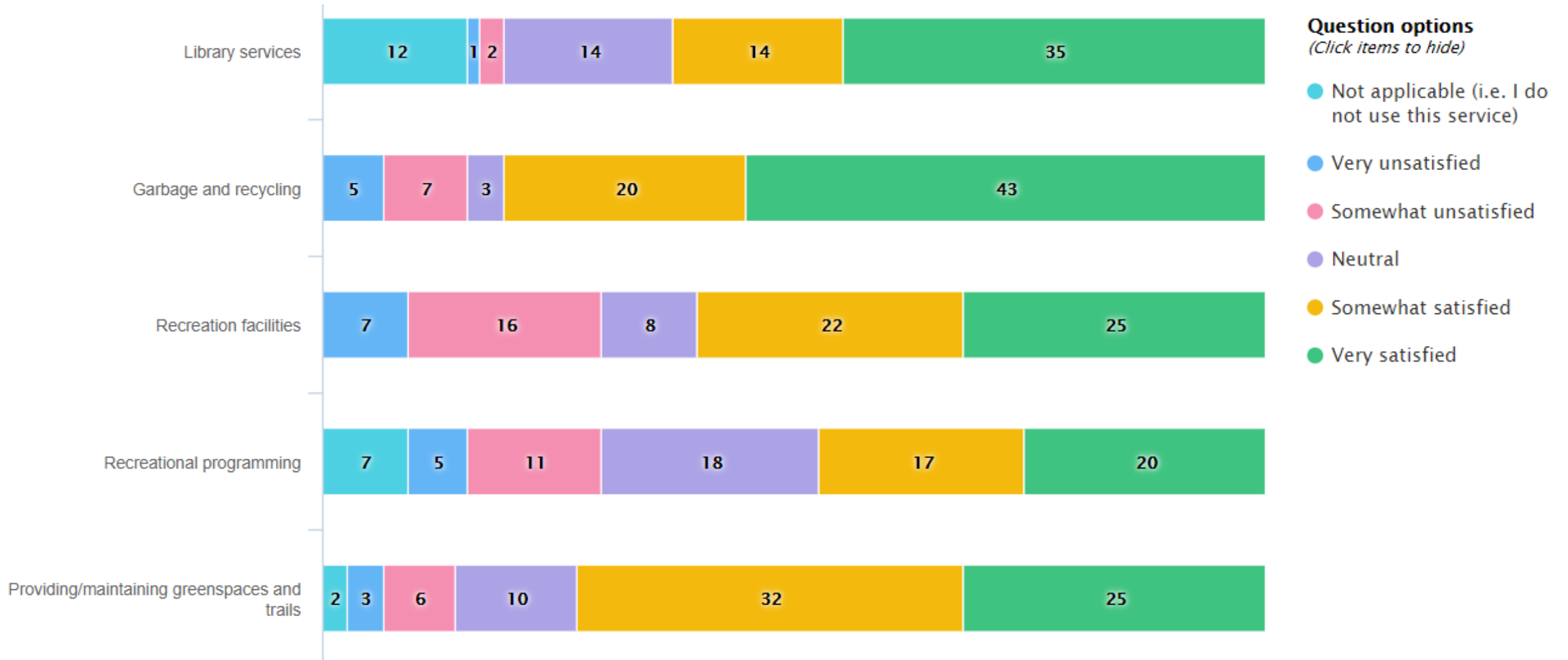
From your perspective and recognizing that not everything is within the Municipality's control, what are the most important concerns facing the Municipality at this time? Pick your top three.



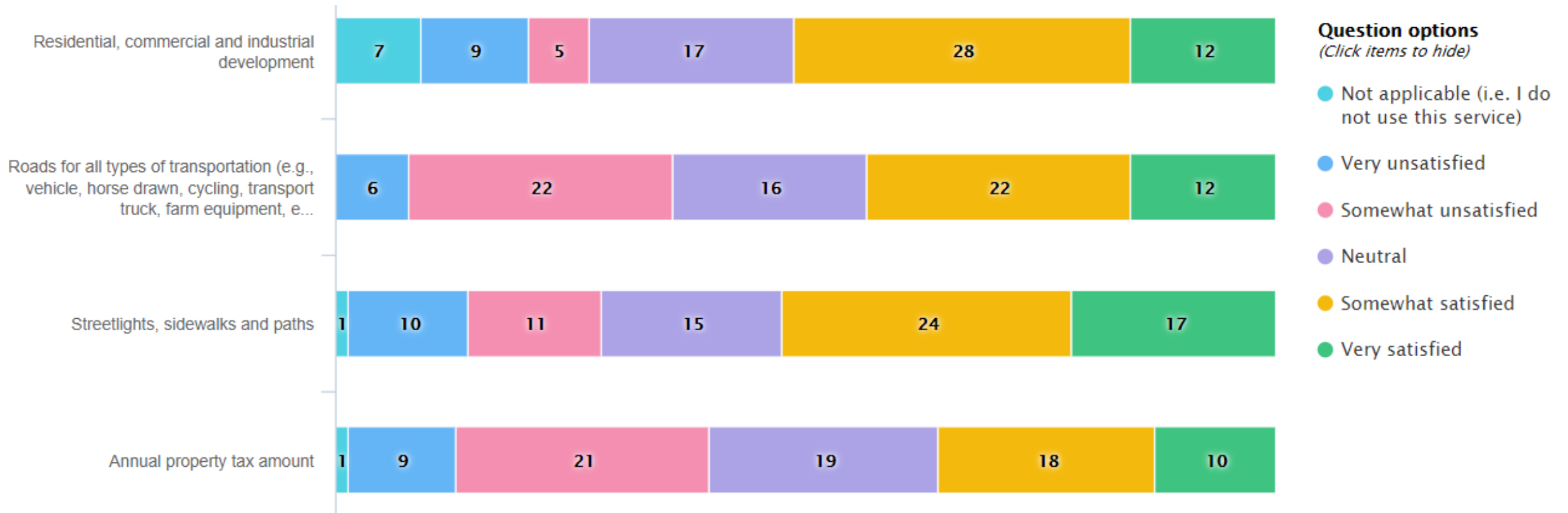
Please rate your satisfaction with the delivery of the Municipality's various services.



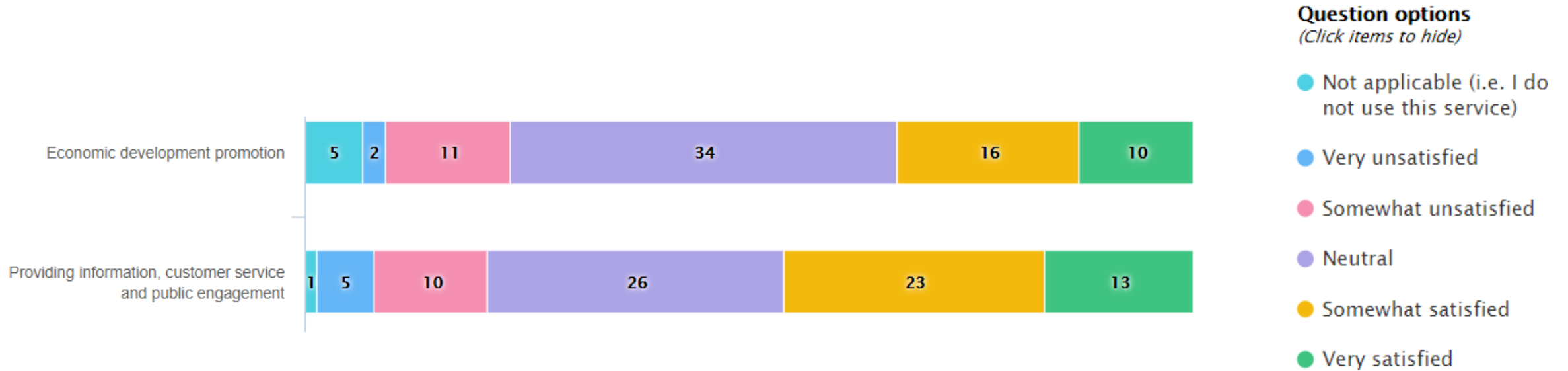
Please rate your satisfaction with the delivery of the Municipality's various services.



Please rate your satisfaction with the delivery of the Municipality's various services.

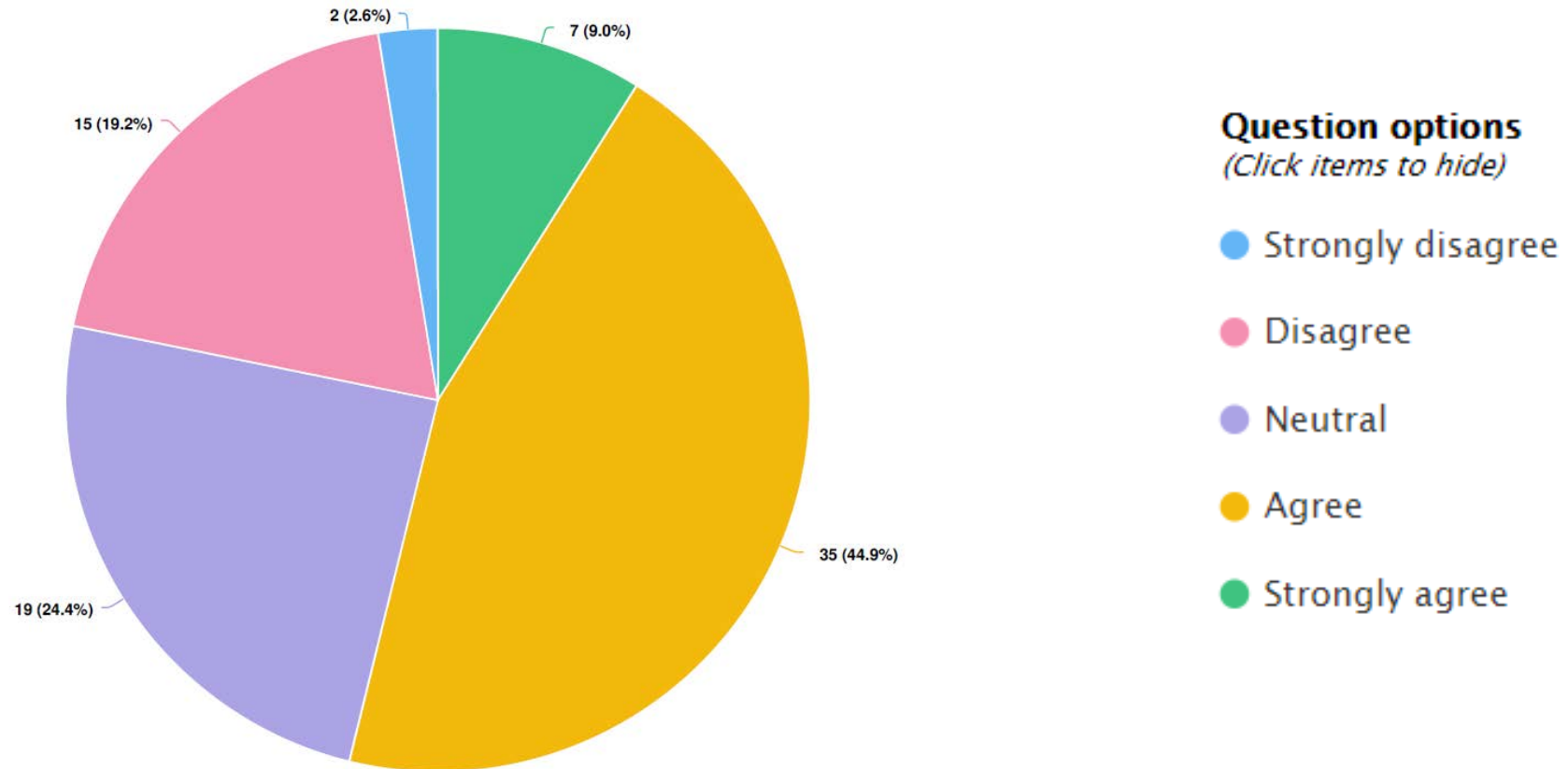


Please rate your satisfaction with the delivery of the Municipality's various services.



****Additional comments regarding satisfaction with the delivery of municipal services can be found in the survey report attached to the 2021 Budget Survey Council Report.***

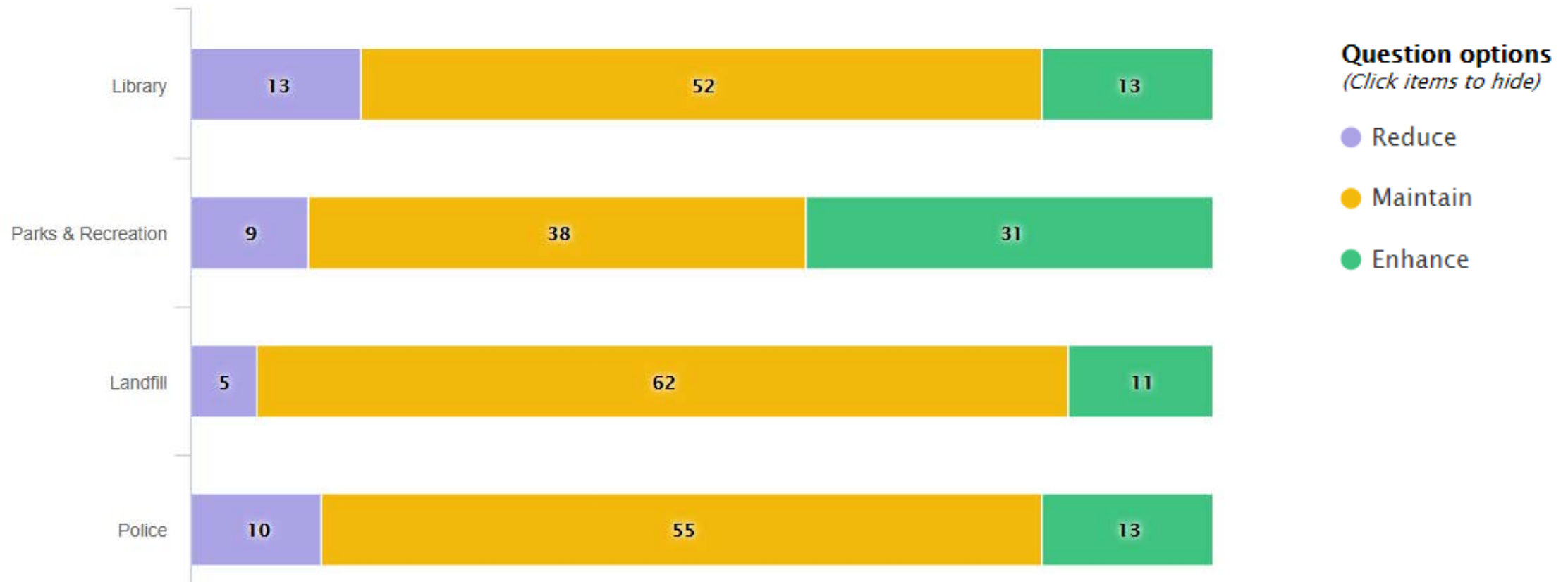
In 2020, the average residential property, valued at \$264,728.00, would have paid \$3,050.48 in property taxes. Of this amount, \$681.33 was allocated to the County of Perth, \$405.04 was allocated to school boards, and \$1,964.11 stayed with the Municipality of North Perth. Overall, to what extent to do agree or disagree that you received good value for the municipal portion of your tax dollars?



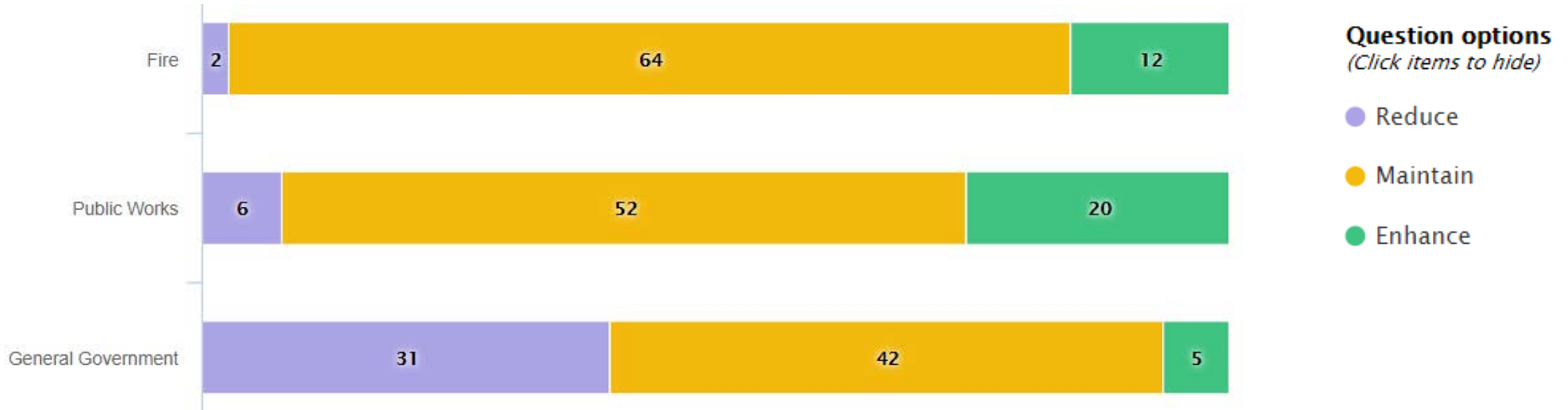
The table below shows the portion of municipal taxes paid by an average household in 2020 to each Municipal service area.

2020 Average North Perth Household Municipal Tax Breakdown Example		2020 Average Household Assessment	\$264,728.00
		Total 2020 Property Taxes	\$3,050.48
		2020 Stormwater Portion	\$55.25
		Total 2020 Municipal Portion	\$1,964.11
Service Areas Funded by Tax Dollars	Examples of Specific Services Provided	% of Municipal Tax Portion	\$ Breakdown of Municipal Taxes
Library	Programs, online library resources, facilities and staff	6%	\$117.85
Parks & Recreation	Pools, parks, beautification, programs, trails, facilities and staff	15%	\$294.62
Landfill	Mattress program, Weigh Scale contract, day to day operations, loan payments	1%	\$19.64
Police	Police Contract, Police Services Board	15%	\$294.62
Fire	Emergency services, public education, staff	10%	\$196.41
Public Works	Roads, bridges, snow removal, streetlights, sidewalks, maintenance (e.g., tree trimming, sweeping), Shops/staff	38%	\$746.36
General Government	Economic Development, Health & Safety, Climate Change, Council, Office/Staff, Crossing Guard	15%	\$294.62

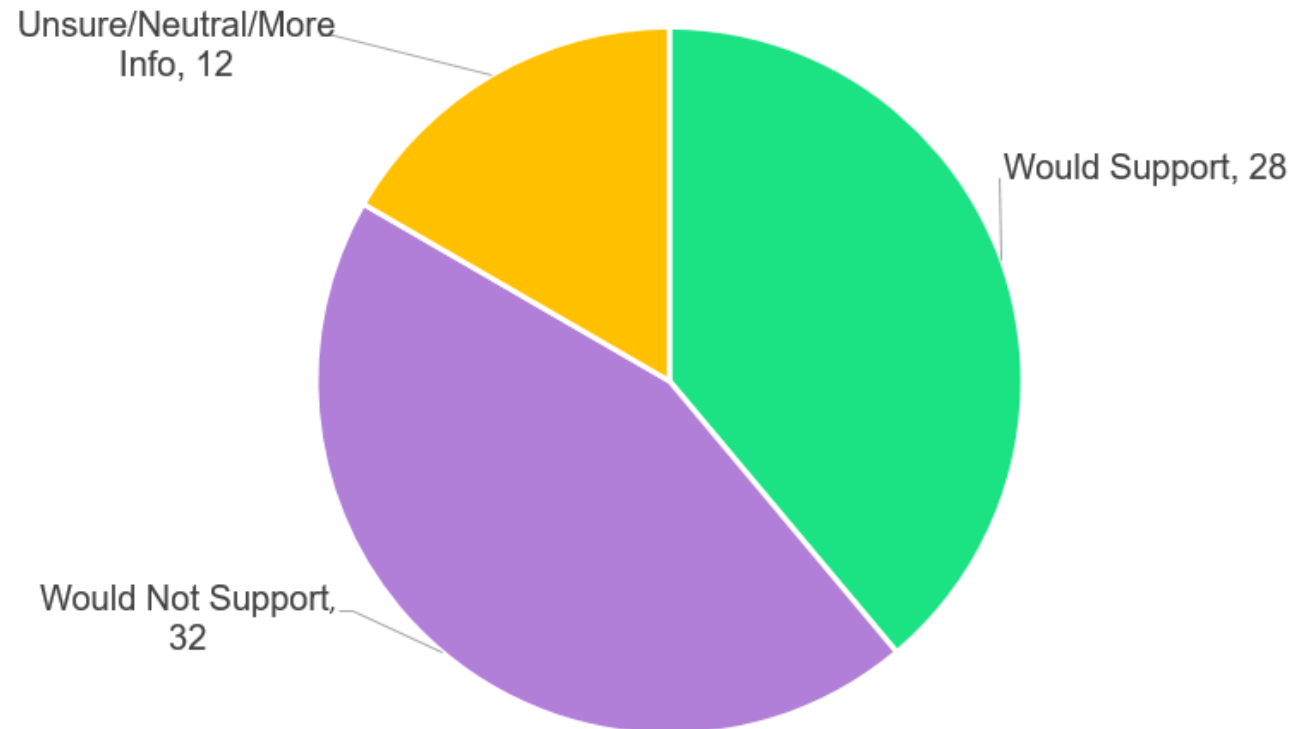
Thinking of the services each area provides (table in previous slide), indicate if you would enhance, maintain or reduce the service area's portion of municipal taxes.



Thinking of the services each area provides (table in previous slide), indicate if you would enhance, maintain or reduce the service area's portion of municipal taxes.



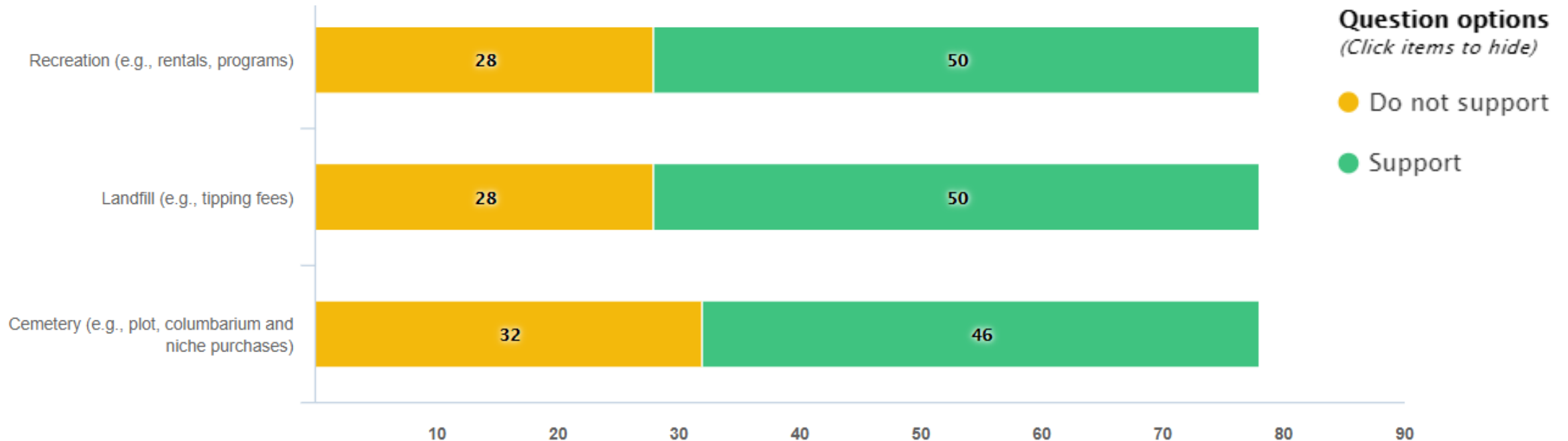
North Perth Council recently discussed the possibility of a municipal investment in broadband infrastructure for our rural areas for access to education, business operations and general connectivity. Depending on the level of cooperation from service providers, different levels of government and the construction type, substantial municipal dollars would be required to cover every rural road (i.e. millions). Would you support the investment of municipal tax dollars to increase access to broadband internet in North Perth?



Reasoning/Comments:

Would Support	Would Not Support/Unsure
<ul style="list-style-type: none">• Quality of service must be ensured• Rural residents deserve investments too• Only rural property taxes invested• Essential utility• Invest via tax relief for service providers• Attract business and people• Needed for remote work and schooling• Equal access for all residents• Complete gradually	<ul style="list-style-type: none">• Current service manageable• Do not have issues with internet• Taxpayers already struggling• COVID-19 impact• Not a necessity• Service providers should pay• Not a municipal responsibility – Province and Federal Governments should invest• Technology changes too quickly to invest• Other priorities

Some services provided by the Municipality charge user fees but run a deficit as the user fee charged does not cover the total cost to provide the service. These deficits are then funded by municipal tax dollars. Please indicate whether you would support an increase in user fees for the services below in order to remove/reduce their deficit.



As we develop future parks, trails and outdoor green spaces, what would you like to see included in them?

- Satisfied with current amenities
- Accessible playgrounds
- Dog park
- Trails and walking paths
- More lighting and garbage cans in parks/on trails
- Indoor Pool
- Outdoor Pool
- More Splash Pads (one in Atwood)
- Signage and trailheads
- Public washrooms – year round
- More trees, greenspaces
- Benches, sitting areas
- Spaces that allow social distancing
- Utilize current amenities better
- Parking (trails)
- ATV access
- Outdoor rinks
- Update skate park
- Recreation not an essential service

Ideas for building a better, stronger community:

Planning and Growth	Roads	Services/ Amenities	Community Well-being /Safety	Municipal Operations
<ul style="list-style-type: none"> • Affordable housing • Managed growth • Business attraction • Infrastructure improvements • Incentives for Industry 	<ul style="list-style-type: none"> • Traffic congestion • Truck by-pass • Widening Perth Line 86 • Tidy streets • More sidewalks • Safe streets 	<ul style="list-style-type: none"> • Childcare spaces • Dog Park • New pool (Indoor and Outdoor) • Diverse recreation programming • Enhance online Library services • More restaurants 	<ul style="list-style-type: none"> • Inclusion • Homelessness • Crime/Drugs • Mental health/addiction supports • Access to Social Services • Community Hub • Preserve small town feel 	<ul style="list-style-type: none"> • Collaboration • Transparent • Equal investment in urban and rural wards • Centralized services • Focus on essential services



What information would you like to receive from the Municipality that you are currently not receiving?

- Monthly emailed newsletter
- Why decisions are made
- Council information in Community Connection
- Details on new developments
- Information on new businesses
- Construction updates
- Financial updates