


The background of the slide is a photograph of a town square. In the center is a prominent brick clock tower with a green roof and a Canadian flag on top. A steel truss bridge spans across the foreground, with several cars parked on it. The scene is surrounded by lush green trees and a clear sky with light clouds.

Municipality of North Perth Phase 1 Report: Council Composition

Dr. Robert Williams & Jack Ammendolia
July 10, 2023



Jack Ammendolia

Watson & Associates Economists Ltd.

Dr. Robert Williams

Public Affairs Consultant

Process



Consultations with Council & Sr. Staff (2021)



Election Year (2022)



Publication of background resources (2023)

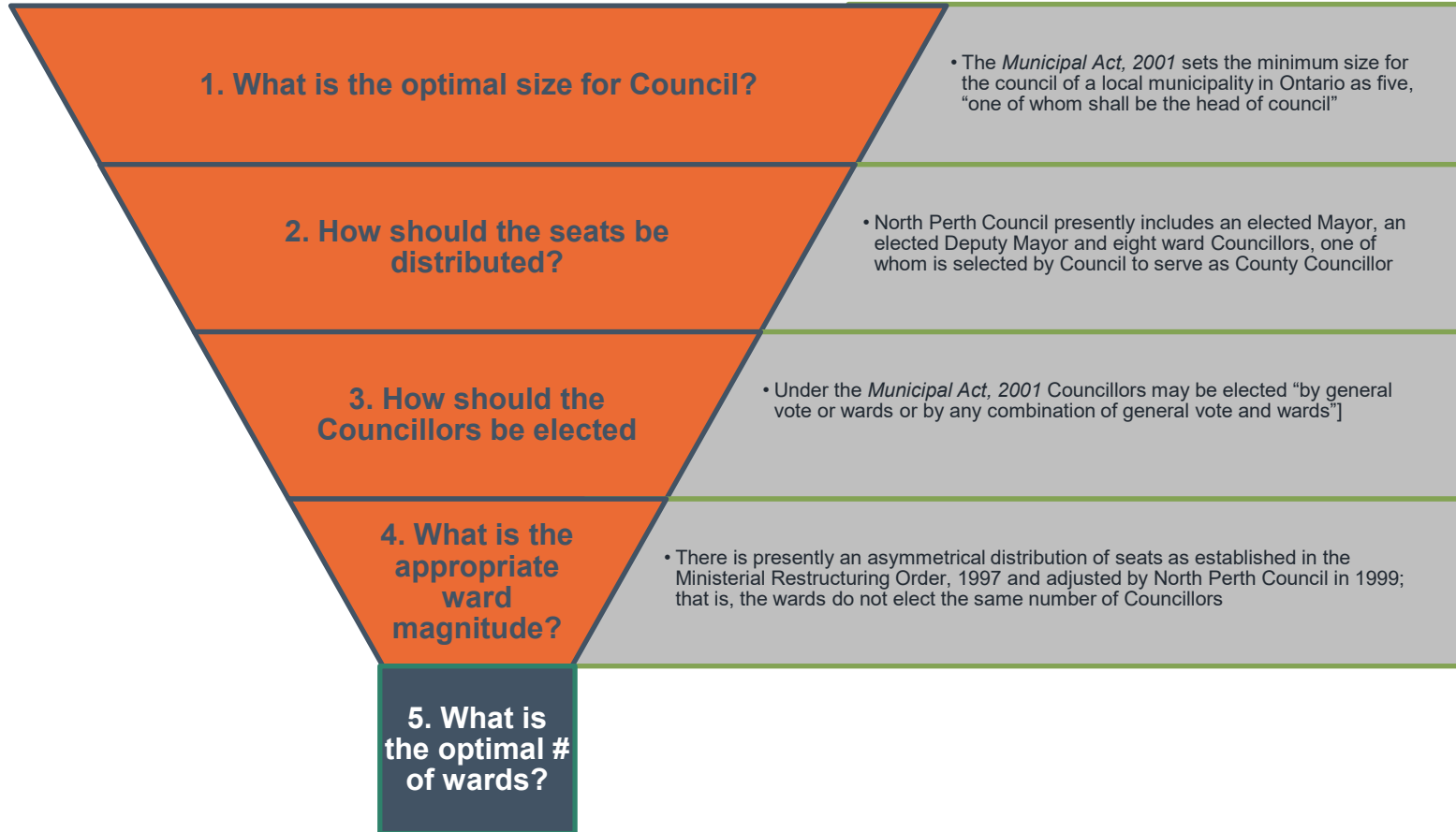


Community Engagement Sessions
(May/June 2023)



Phase 1 Report – Council Composition (July 2023)

Five Questions to Answer before conducting a Ward Boundary Review



Engagement




113 unique visits to the
Your Say North Perth
project page



59 informed participants (viewed a
video, downloaded a document,
contributed to an engagement tool)



23
Survey Responses

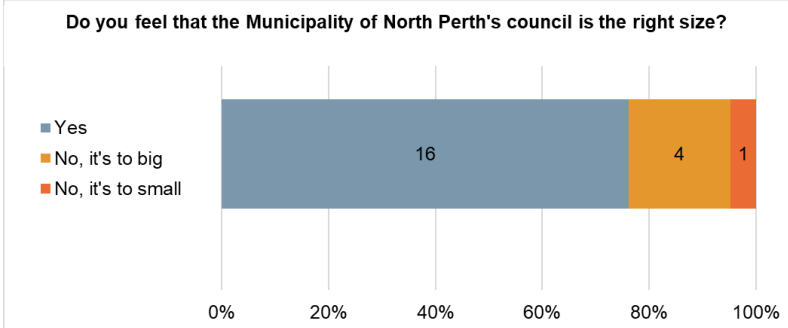
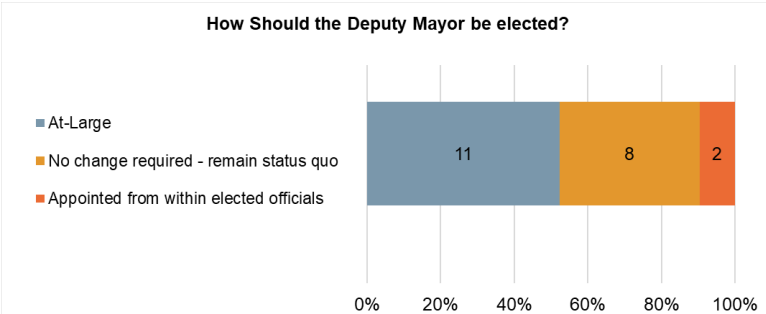
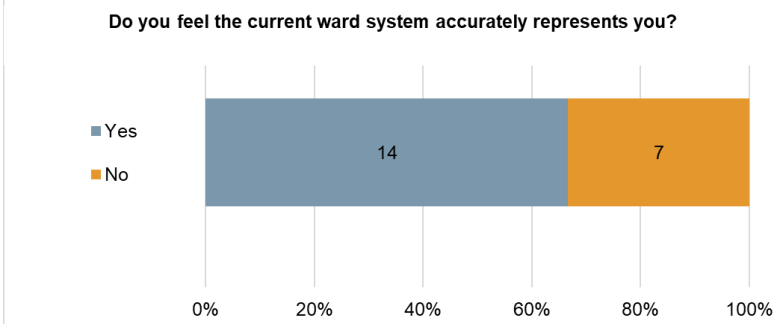
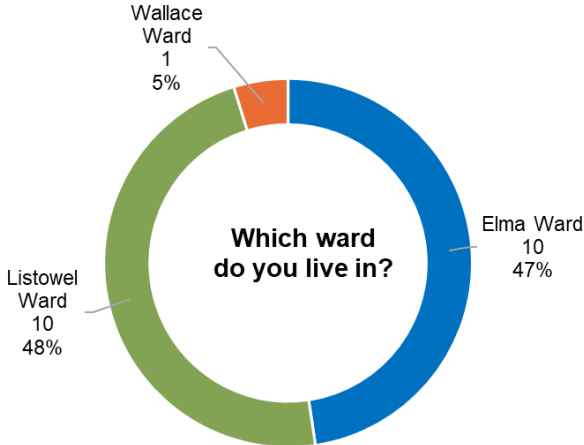


31 views on the virtual open
house YouTube video



Initial Consultations with
Council & Sr. Staff (2021)

Engagement – Survey Responses



Overview of Phase 1 Considerations



1. The election of the Deputy Mayor;
 - Currently elected at-large
 - No feedback or concerns raised with current method.
 - Consistent with many other municipalities in Ontario.
2. The election of the County Councillor;
 - Currently selected by Council from one of the elected local councillors.
 - Hybrid role – both ward and County responsibilities.
 - Directly elected to serve in one capacity (ward) but indirectly elected to serve in the other (County)
3. The continued use of wards and ward magnitudes
 - North Perth characteristics and resident feedback indicate that the ward system continues to be appropriate.
 - Current wards are asymmetrical and do not achieve proportional equality.

North Perth Council Composition Recommendation



- Current Council is a 10-member Council (Mayor, Deputy Mayor, County Councillor and Ward Councillors).
- Consultant Team working assumption is that 10 is the preferred number but no larger.
 - There can be scenarios that can result in a reduction of ward councillors based on some of the considerations raised in this phase of the analysis (e.g County Councillor method of election) or when constructing wards in Phase 2 of the review.

The Consultant Team recommends that North Perth Council consider new ward scenarios built around 6, 7 or 8 single-member wards in Phase 2 of this review.

Summary of Recommendations



1. the election of the Deputy Mayor at-large
2. the election of the County Councillor at-large; and
3. the election of up to eight Councillors in single-member wards.

Next Steps



Develop alternative Ward Boundary options based on council direction:

If all recommendations are accepted:

- A maximum of 10-member council (up to 7 single member wards + County Councillor at-large + Deputy Mayor at-large + Mayor)

If county councillor continues to be selected from Council (Status Quo):

- A maximum of 10-member council (up to 8 single member wards + County Councillor selected from Council + Deputy Mayor at-large + Mayor)

If Council does not want single-member symmetrical wards:

- Could impact Council composition/number of wards.
- More analysis would have to be completed dependent on desired configurations.

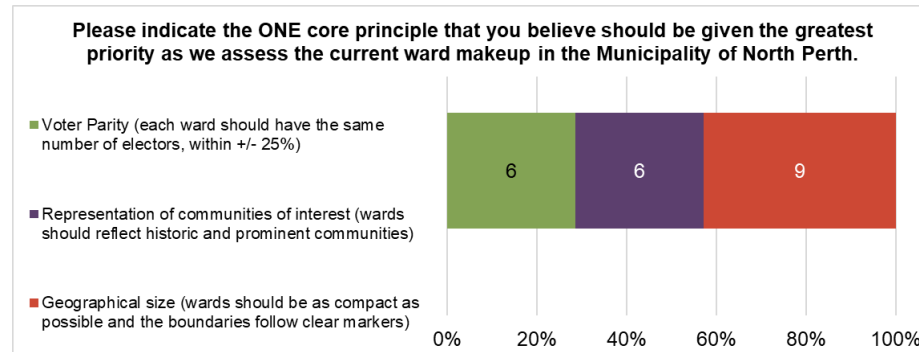
Phase 2 Ward Boundary Review: Drawing the Lines



A **ward-based** electoral system should address these core principles/guidelines:

- 1 Representation by Population
 - 2 Municipal Growth Trends and Projections
 - 3 Representation of Communities of Interest
 - 4 Geographical and Topographical Features as Boundaries
- Effective Representation

Phase 1 Responses:



Questions?

<https://www.northperth.ca/CCWBR>